

# COVID-19 PROTOCOLS FOR GROUP LESSON

THIS PROTOCOL IS INTENDED TO PROVIDE GUIDANCE TO PGA OF CANADA PROFESSIONALS WHO CONDUCT PRIVATE OR GROUP GOLF LESSONS.

## REVIEW OF PROVINCIAL RESTRICTIONS AND GUIDELINES

*Attachment A* provides a province-by-province summary of public gathering limits as of May 22, 2020. The number of students in a group golf lesson must comply with the provincial limits. Check the provincial public gathering limits at least weekly as they are expected to change based on health department statistics.

As noted in *Attachment A*, Newfoundland, Nova Scotia, PEI and Saskatchewan are not permitting golf lessons at the time of writing. Also provided in *Attachment A*, for ease of use, are links to provincial golf guidelines. It is noted that the Allied Golf Association of British Columbia has published Best Practices for Golf Operations current as of May 19, 2020.

### GOLF LESSONS: BOOKING LESSONS

- 1 Booking of lessons should be taken by phone or through on-line methods to the extent possible. COVID-19 screening must be conducted at the time of booking;
- 2 Customers should be informed when booking that if they require any stored golf equipment they must provide at least 1 hour's notice.
- 3 Customers should be informed to bring their own sanitizers; their own water and/or snacks, and be prepared to collect and remove any of their left-overs or wrappers.
- 4 Customers should be informed that wearing of masks may be required based on provincial health requirements.






### LESSON AREA PREPARATIONS

- 1 Power carts, and other training equipment, and tools, must be thoroughly cleaned and sanitized before each use, and signage should be in place indicating that equipment has been cleaned and sanitized.
- 2 PGA of Canada professionals should ensure that appropriate signage is in place prior to the start of the teaching day: physical distancing reminder signage at the practice facility; on putting/chipping greens; approaching tee boxes and other appropriate locations.
- 3 If a golf professional chooses to use gloves, change the gloves before handling money, credit card machines, and cleaners.

### GOLF INSTRUCTION

- 1 Golf professionals should nod or tip their hats rather than shaking hands.
- 2 Golf professionals should avoid unnecessary physical contact with customers during lessons, even when wearing gloves and/or masks.
- 3 Golf professionals should have every customer complete the COVID-19 Screening Questionnaire (see Attachment B). While the customer may already have gone through the questionnaire, this additional document may be of use in the event that contact tracing is necessary. Keep a record of the questionnaire for 14 days.
- 4 Golf professionals should, prior to conducting any lessons, wash their hands with soap and water for at least 20 seconds (or alcohol-based sanitizers) before and frequently during lessons.
- 5 Golf professionals should avoid handling equipment belonging to the student (and the student should avoid handling equipment belonging to the instructor).
- 6 Golf professionals should, where practical, use an alignment stick (or equivalent) to assist with student positioning.
- 7 When on driving ranges and practice putting/chipping greens, physical distancing (minimum of two metres) must be maintained. This includes players who are walking to, from, and alongside the driving range stalls.
- 8 Driving range balls must be cleaned and disinfected between customers.
- 9 For practice putting/chipping greens, flags must remain in place and measures must be taken to prevent the ball from dropping in the hole.
- 10 If on the course, the pin must remain in the hole. Rakes & ball washers should not be used. If necessary, bunkers can be smoothed using your foot.
- 11 After lessons, students may proceed to play a round, if already booked; otherwise, they should return home without excessive delay.
- 12 Golf professionals should clean and sanitize all high-touch equipment/tools/monitors, etc. between lessons.

## ATTACHMENT A: GOLF LESSONS - PROVINCE BY PROVINCE SUMMARY

ITEM	PROVINCE	PUBLIC GATHERING LIMITS	NOTES
1.0	Newfoundland & Labrador	10 people social gathering limit	<p><b>May 11, 2020 Golf Courses Open</b> COVID-19 Alert Level 2</p> <p><b>PRIVATE AND GROUP LESSONS ARE NOT PERMITTED.</b></p> <p>Outdoor driving and practice ranges: balls, baskets and fixed tees must be cleaned and sanitized between each use. Indoor driving and practice ranges not permitted to open.</p>
2.0	Nova Scotia	No more than 5 people, without a permit.	<p><b>May 16, 2020 Golf Courses Open</b></p> <p><b>PRIVATE AND GROUP LESSONS ARE NOT PERMITTED.</b></p>
3.0	PEI	No more than 10 people.	<p><b>May 22, 2020 - Phase 2 Begins</b></p> <p>Golf courses must continue Phase 1 guidelines.</p> <p><b>PRIVATE AND GROUP LESSONS ARE NOT PERMITTED.</b></p> <p>Businesses re-opening must have a <i>COVID-19 Operational Plan</i>, which establishes specific policies and procedures that businesses and services must have in place.</p>
4.0	New Brunswick	No more than 10 people.	<p><b>Phase 2, May 8 Courses Open</b></p> <p><b>NO SPECIFIC PROHIBITIONS ON GOLF LESSONS.</b></p> <p>Businesses re-opening must have a <i>COVID-19 Operational Plan</i>, which establishes specific policies and procedures that businesses and services must have in place.</p>
5.0	Quebec	Social gatherings up to 10 people.	<p><b>May 13, 2020 – Release of Quebec Golf Industry Standing Committee Protocol for the opening of Quebec Golf Courses</b></p> <p><b>LESSONS CAN BE GIVEN WHILE RESPECTING THE 2 METRE DISTANCING GUIDELINE.</b></p> <ul style="list-style-type: none"> <li>● Driving range precautions ● Practice green precautions</li> </ul>
6.0	Ontario	No more than five people.	<p><b>May 16, 2020 Courses Open</b></p> <p>WSPS Guidance on Health and Safety for Golf Course Sector</p> <p><b>NO SPECIFIC PROHIBITIONS ON GOLF LESSONS.</b></p>
7.0	Manitoba	Restricted to 10 people or less.	<p><b>May 4, 2020 Courses Open</b></p> <p><b>NO SPECIFIC PROHIBITIONS ON GOLF LESSONS.</b></p> <ul style="list-style-type: none"> <li>● A maximum of four golfers per group is allowed and one person per golf cart, or two people from the same household. Pins on greens remain in the hole at all times during play.</li> </ul> <p> <b>PROVINCE OF MANITOBA HAS ESTABLISHED GOLF COURSE GUIDELINES: <a href="#">CLICK HERE</a></b></p>
8.0	Saskatchewan	10 people or less.	<p><b>May 4, 2020 Courses Open</b></p> <p><b>PRIVATE AND GROUP LESSONS ARE NOT PERMITTED.</b></p> <ul style="list-style-type: none"> <li>● Driving ranges and practice putting/chipping greens can open if physical distancing (minimum of two metres) is maintained;</li> <li>● Range balls must be cleaned and disinfected between customers;</li> <li>● For the practice putting/chipping greens, flags must remain in place and measures must be taken to prevent the ball from dropping in the hole;</li> <li>● Required measures such as levelling the cup, elevating the cup or installing a touch-free ball removal mechanism must be taken.</li> </ul> <p> <b>PROVINCE OF SASKATCHEWAN HAS ESTABLISHED GOLF COURSE GUIDELINES: <a href="#">CLICK HERE</a></b></p>
9.0	Alberta	No gathering of more than 15 people is allowed in one indoor or outdoor location.	<p><b>May 2, 2020 Courses Open</b></p> <p><b>NO SPECIFIC PROHIBITIONS ON GOLF LESSONS.</b></p> <p> <b>PROVINCE OF ALBERTA HAS ESTABLISHED GOLF COURSE GUIDELINES: <a href="#">CLICK HERE</a></b></p>
10.0	British Columbia	Gatherings no more than 50 people until May 30, 2020	<p><b>May 2, 2020 Courses Open</b></p> <p><b>NO SPECIFIC PROHIBITIONS ON GOLF LESSONS</b></p> <p> <b>B.C. CENTER FOR DISEASE CONTROL HAS PUBLISHED GUIDELINES FOR RECREATION FACILITIES: <a href="#">CLICK HERE</a></b></p> <p> <b>ALLIED GOLF ASSOCIATION OF BRITISH COLUMBIA HAS PUBLISHED MAY 19, 2020 BEST PRACTICES FOR GOLF OPERATIONS: <a href="#">CLICK HERE</a></b></p>



## ATTACHMENT B: COVID-19 SCREENING QUESTIONNAIRE

NAME: \_\_\_\_\_ SIGN: \_\_\_\_\_ DATE: \_\_\_\_\_

1. Do you have any of the following symptoms: fever/feverish, new, or existing cough and difficulty breathing?

- YES  
 NO

2. Have you traveled internationally within the last 14 days [outside Canada]?

- YES  
 NO

3. Have you tested positive, or have you had close contact with a confirmed or probable COVID-19 case?

- YES  
 NO

4. Have you had close contact with a person with acute respiratory illness who has been outside Canada in the last 14 days?

- YES  
 NO

---

### HOW TO RESPOND:

When a respondent answers “NO” to all questions, that person has passed the screening and will be assumed to be a low risk for infectious transmission of COVID-19, and are permitted access to the facility.

If the individual answers “YES” to any of the screening questions, or refuses to answer, then they have failed the screening and will not be permitted to access the facility until they can provide a clearance from a health care professional.